

# APPENDIX A

## SOUTH CAROLINA TUITION GRANTS COMMISSION

### 2007-2008 TUITION GRANTS

College	Freshmen		Sophomores		Juniors		Seniors		Total		Average
	Number	Amount	Number	Amount	Number	Amount	Number	Amount	Number	Amount	
Allen University	99	\$259,450	44	\$131,000	25	\$74,950	47	\$148,260	215	\$613,660	\$2,854
Anderson University	271	\$865,830	193	\$584,459	178	\$515,430	191	\$525,739	833	\$2,491,458	\$2,991
Benedict College	264	\$810,715	202	\$658,740	149	\$490,070	239	\$692,850	854	\$2,652,375	\$3,106
Bob Jones University	159	\$530,831	137	\$450,317	129	\$436,745	130	\$389,190	555	\$1,807,083	\$3,256
Charleston Southern	415	\$1,327,960	287	\$916,920	277	\$908,189	262	\$800,114	1,241	\$3,953,183	\$3,185
Clatfin University	229	\$756,343	252	\$785,345	212	\$667,645	293	\$869,144	986	\$3,078,477	\$3,122
Coker College	157	\$478,378	195	\$515,981	165	\$425,532	234	\$541,334	751	\$1,961,225	\$2,611
Columbia College	213	\$683,847	162	\$505,535	116	\$362,270	144	\$441,850	635	\$1,993,502	\$3,139
Columbia International	38	\$126,300	38	\$121,000	28	\$95,000	41	\$114,250	145	\$456,550	\$3,149
Converse College	88	\$287,938	69	\$214,688	75	\$216,790	98	\$266,804	330	\$986,220	\$2,989
Erskine College	112	\$364,860	99	\$322,070	69	\$236,450	56	\$182,880	336	\$1,106,260	\$3,292
Furman University	139	\$470,011	110	\$362,860	119	\$400,910	126	\$405,644	494	\$1,639,425	\$3,319
Limestone College	92	\$264,272	165	\$319,139	218	\$365,206	268	\$396,719	743	\$1,345,336	\$1,811
Morris College	166	\$505,341	140	\$451,014	92	\$295,901	115	\$354,962	513	\$1,607,218	\$3,133
Newberry College	224	\$720,685	126	\$407,990	96	\$319,337	110	\$347,091	556	\$1,795,103	\$3,229
North Greenville	286	\$926,292	300	\$986,954	181	\$587,618	241	\$772,568	1,008	\$3,272,432	\$3,246
Presbyterian College	138	\$459,801	128	\$425,020	111	\$372,221	92	\$307,310	469	\$1,564,352	\$3,336
Southern Wesleyan	106	\$299,592	185	\$369,234	151	\$344,782	210	\$338,711	652	\$1,352,319	\$2,074
Spartanburg Methodist	313	\$965,956	198	\$652,563	12	\$24,900	2	\$6,900	525	\$1,650,319	\$3,143
Voorhees College	57	\$185,118	23	\$77,750	27	\$93,150	43	\$139,651	150	\$495,669	\$3,304
Wofford College	133	\$444,870	133	\$445,990	90	\$297,430	114	\$374,635	470	\$1,562,925	\$3,325
<b>TOTAL</b>	<b>3,699</b>	<b>\$11,734,390</b>	<b>3,186</b>	<b>\$9,703,569</b>	<b>2,520</b>	<b>\$7,530,526</b>	<b>3,056</b>	<b>\$8,416,606</b>	<b>12,461</b>	<b>\$37,385,091</b>	<b>\$3,000</b>

# APPENDIX B

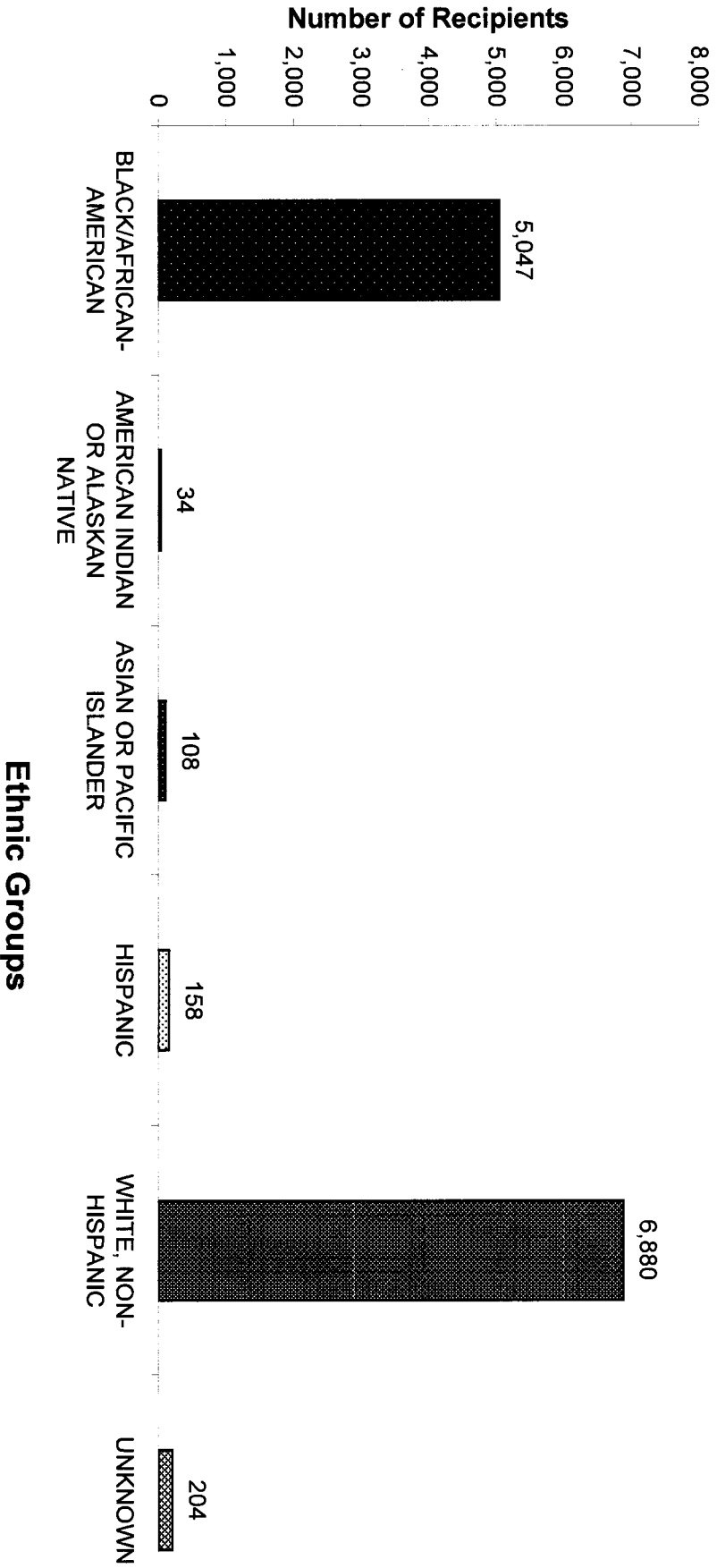
## SC TUITION GRANTS RECIPIENTS BY COUNTY

2007-2008

<u>COUNTY</u>	<u>RECIPIENTS</u>	<u>COUNTY</u>	<u>RECIPIENTS</u>
Abbeville	99	Greenwood	138
Aiken	253	Hampton	60
Allendale	36	Horry	180
Anderson	683	Jasper	48
Bamberg	59	Kershaw	206
Barnwell	53	Lancaster	37
Beaufort	187	Laurens	160
Berkeley	780	Lee	54
Calhoun	47	Lexington	743
Charleston	479	Marion	180
Cherokee	254	Marlboro	112
Chester	210	McCormick	10
Chesterfield	76	Newberry	118
Clarendon	131	Oconee	220
Colleton	78	Orangeburg	401
Darlington	312	Pickens	484
Dillon	116	Richland	902
Dorchester	363	Saluda	25
Edgefield	32	Spartanburg	802
Fairfield	241	Sumter	299
Florence	436	Union	109
Georgetown	113	Williamsburg	230
Greenville	1,606	York	267

## APPENDIX C

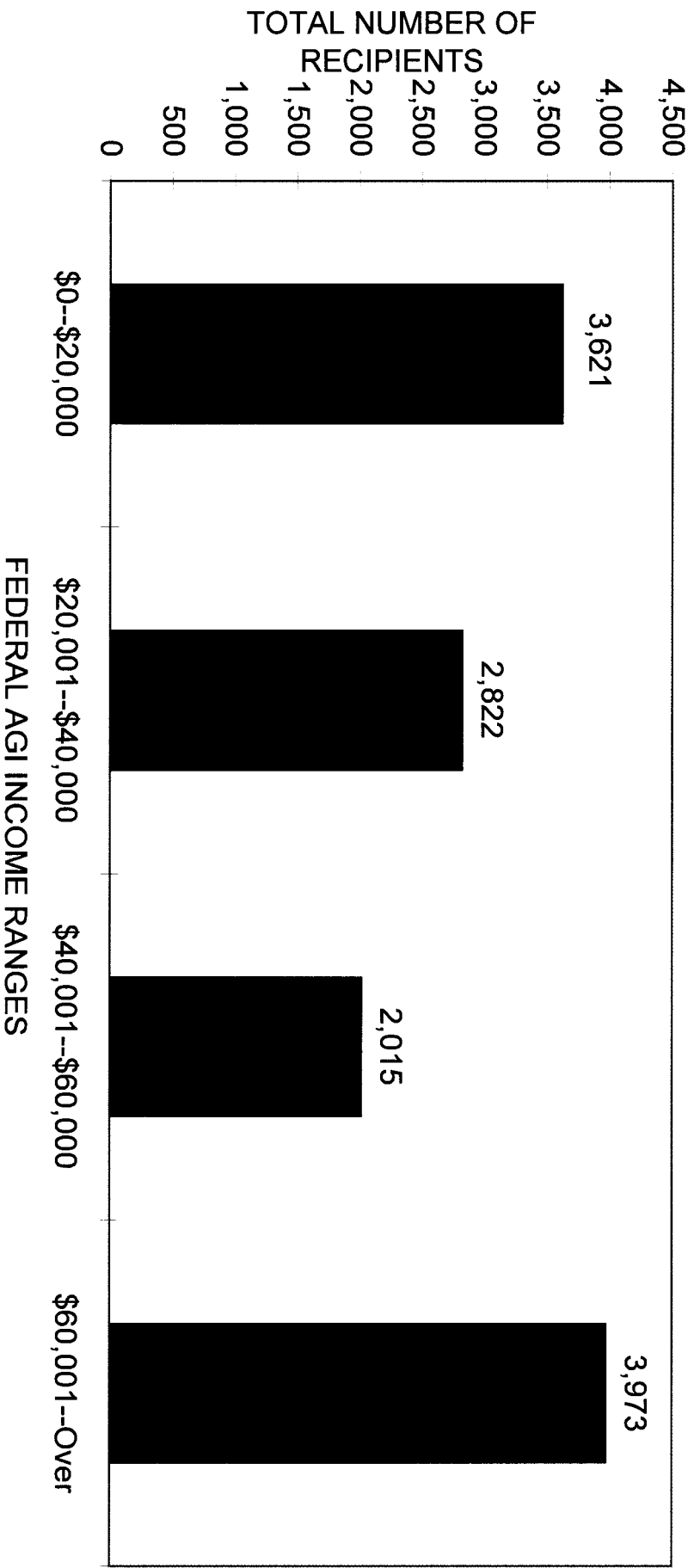
### SC TUITION GRANTS RECIPIENTS BY ETHNIC GROUP 2007-2008



# APPENDIX D

## SOUTH CAROLINA TUITION GRANTS BY INCOME

2007-2008



# APPENDIX E

## SOUTH CAROLINA TUITION GRANTS PROGRAM

### AWARDS, STATE FUND AND TOTAL FUNDS HISTORY (EXCLUDES PROGRAM ADMINISTRATIVE APPROPRIATIONS)

<u>Year</u>	<u>State Appropriation</u>	<u>Total Funds</u>	<u>Number Of Grants</u>
1971-72	\$50,000	\$50,000	43
1972-73	\$150,000	\$150,000	134
1973-74	\$4,000,000	\$4,000,000	3,271
1974-75	\$6,180,000	\$6,398,882	5,186
1975-76	\$7,255,473	\$7,460,840	5,784
1976-77	\$7,332,686	\$7,833,229	7,516
1977-78	\$8,354,749	\$9,085,707	7,758
1978-79	\$9,356,497	\$10,133,140	9,335
1979-80	\$9,907,590	\$10,788,633	7,634
1980-81	\$10,834,659	\$11,700,785	8,479
1981-82	\$12,084,659	\$12,646,350	8,368
1982-83	\$12,184,659	\$12,375,722	7,974
1983-84	\$11,929,149	\$12,577,824	6,974
1984-85	\$12,929,149	\$13,749,800	7,412
1985-86	\$14,629,149	\$15,450,804	7,635
1986-87	\$15,592,839	\$16,379,163	7,795
1987-88	\$15,541,444	\$16,372,303	7,608
1988-89	\$16,189,154	\$17,825,811	7,934
1989-90	\$17,414,241	\$18,191,460	7,242
1990-91	\$17,414,241	\$18,054,069	6,816
1991-92	\$16,790,153	\$16,823,103	6,694
1992-93	\$16,004,273	\$16,583,714	6,606
1993-94	\$15,251,517	\$16,892,826	8,371
1994-95	\$16,346,136	\$17,358,968	8,428
1995-96	\$17,564,872	\$19,034,623	8,950
1996-97	\$20,783,666	\$21,727,055	9,321
1997-98	\$22,074,929	\$22,626,641	9,412
1998-99	\$22,307,633	\$22,582,693	9,800
1999-2000	\$23,115,329	\$23,391,633	9,908
2000-2001	\$24,479,575	\$24,937,077	10,152
2001-2002	\$22,376,550	\$22,971,182	10,870
2002-2003	\$25,650,042	\$26,487,728	11,586
2003-2004	\$25,202,599	\$25,922,255	12,004
2004-2005	\$27,391,853	\$28,277,793	12,025
2005-2006	\$27,572,932	\$28,438,045	11,869
2006-2007	\$36,424,882	\$37,127,484	11,735
2007-2008	\$33,973,240	\$34,676,765	12,461
<b>Totals</b>	<b>\$602,640,519</b>	<b>\$627,084,107</b>	<b>301,090</b>

# APPENDIX F

## SOUTH CAROLINA TUITION GRANTS PROGRAM

### AVERAGE GRANTS AND AVERAGE TUITION/FEE CHARGES

#### 1974-75 TO 2007-2008

<u>Year</u>	<u>Private Colleges Aver. Tuition/Fee Charges</u>	<u>Average SC Tuition Grant</u>	<u>% Tuition Covered By SCTG</u>	<u>Tuition Gap (Amount Not Covered)</u>
1974-75	\$1,555	\$ 1,233.00	79%	\$322
1975-76	\$1,714	\$ 1,287.00	75%	\$427
1976-77	\$1,901	\$ 1,102.00	58%	\$799
1977-78	\$2,087	\$ 1,148.00	55%	\$939
1978-79	\$2,285	\$ 1,314.00	58%	\$971
1979-80	\$2,486	\$ 1,433.00	58%	\$1,053
1980-81	\$2,765	\$ 1,280.00	46%	\$1,485
1981-82	\$3,089	\$ 1,577.00	51%	\$1,512
1982-83	\$3,403	\$ 1,665.00	49%	\$1,738
1983-84	\$3,691	\$ 1,803.00	49%	\$1,888
1984-85	\$4,099	\$ 1,852.00	45%	\$2,247
1985-86	\$4,464	\$ 1,984.00	44%	\$2,480
1986-87	\$4,706	\$ 2,097.00	45%	\$2,609
1987-88	\$5,161	\$ 2,149.00	42%	\$3,012
1988-89	\$5,607	\$ 2,240.00	40%	\$3,367
1989-90	\$6,160	\$ 2,506.00	41%	\$3,654
1990-91	\$6,583	\$ 2,626.00	40%	\$3,957
1991-92	\$7,058	\$ 2,510.00	36%	\$4,548
1992-93	\$7,406	\$ 2,529.00	34%	\$4,877
1993-94	\$7,972	\$ 2,005.00	25%	\$5,967
1994-95	\$8,440	\$ 1,982.00	24%	\$6,458
1995-96	\$8,935	\$ 2,075.00	23%	\$6,860
1996-97	\$9,467	\$ 2,309.00	24%	\$7,158
1997-98	\$9,967	\$ 2,329.00	23%	\$7,638
1998-99	\$10,561	\$ 2,329.00	22%	\$8,232
1999-2000	\$11,093	\$ 2,317.00	21%	\$8,776
2000-2001	\$11,682	\$ 2,482.00	21%	\$9,200
2001-2002	\$12,292	\$ 2,103.00	17%	\$10,189
2002-2003	\$13,022	\$ 2,255.00	17%	\$10,767
2003-2004	\$13,888	\$ 2,150.00	15%	\$11,738
2004-2005	\$14,698	\$ 2,281.00	15%	\$12,417
2005-2006	\$15,538	\$ 2,411.00	15%	\$13,127
2006-2007	\$16,611	\$ 2,648.00	16%	\$13,963
2007-2008	<b>\$17,281</b>	<b>\$ 3,000.00</b>	<b>17%</b>	<b>\$14,281</b>

# APPENDIX G

## SOUTH CAROLINA TUITION GRANTS COMMISSION

### Twenty Year Analysis of Administration Costs

YEAR	TOTAL DOLLARS	TOTAL ADMIN DOLLARS EXPENDED	ADMIN DOLLARS AS % OF TOTAL DOLLARS	TOTAL APPS PROCESSED	ADMIN COST PER APP.	TOTAL AWARDS	ADMIN COST PER AWARD
2007-2008	\$38,308,382	\$359,600	0.94%	27,206	\$13.22	12,461	\$28.86
2006-2007	\$32,778,861	\$347,621	1.06%	25,747	\$13.50	11,735	\$29.62
2005-2006	\$29,072,576	\$328,791	1.14%	26,097	\$12.60	11,869	\$27.70
2004-2005	\$28,859,988	\$320,583	1.11%	25,823	\$12.41	12,025	\$26.66
2003-2004	\$26,420,914	\$334,153	1.26%	25,419	\$13.15	12,004	\$27.84
2002-2003	\$26,944,463	\$318,359	1.18%	24,872	\$12.80	11,586	\$27.48
2001-2002	\$23,336,626	\$365,444	1.57%	23,122	\$15.81	10,870	\$33.62
2000-2001	\$25,295,026	\$357,949	1.42%	20,821	\$17.19	10,152	\$35.26
1999-2000	\$23,676,565	\$321,964	1.36%	20,185	\$15.95	9,908	\$32.50
1998-1999	\$22,898,136	\$315,443	1.38%	17,896	\$17.63	9,800	\$32.19
1997-1998	\$22,939,247	\$312,606	1.36%	17,354	\$18.01	9,412	\$33.21
1996-1997	\$21,559,158	\$274,658	1.27%	16,385	\$16.76	9,321	\$29.47
1995-1996	\$18,750,903	\$289,121	1.54%	15,671	\$18.45	8,950	\$32.30
1994-1995	\$17,573,050	\$290,817	1.65%	15,430	\$18.85	8,428	\$34.51
1993-1994	\$17,141,330	\$256,240	1.49%	12,852	\$19.94	8,371	\$30.61
1992-1993	\$16,819,992	\$244,014	1.45%	13,054	\$18.69	6,606	\$36.94
1991-1992	\$17,040,282	\$217,179	1.27%	11,118	\$19.53	6,694	\$32.44
1990-1991	\$18,280,311	\$226,242	1.24%	11,075	\$20.43	6,816	\$33.19
1989-1990	\$18,403,077	\$211,617	1.15%	11,189	\$18.91	7,242	\$29.22
1988-1989	\$18,067,274	\$241,463	1.34%	11,451	\$21.09	7,934	\$30.43

# APPENDIX H

## TOTAL UNDERGRADUATE FULL-TIME STUDENTS AT THE TWENTY-ONE COLLEGES PARTICIPATING IN THE SC TUITION GRANTS PROGRAM (FALL OPENING ENROLLMENTS FOR THE LAST TEN YEARS)

<u>COLLEGE</u>	<u>1998-99</u>	<u>1999-2000</u>	<u>2000-01</u>	<u>2001-02</u>	<u>2002-03</u>	<u>2003-04</u>	<u>2004-05</u>	<u>2005-06</u>	<u>2006-07</u>	<u>2007-08</u>
Allen	299	380	350	511	573	544	647	617	517	640
Anderson	893	986	1000	1119	1224	1250	1259	1233	1178	1405
Benedict	2241	2642	2820	2837	2866	2717	2676	2491	2467	2558
Bob Jones										3664
Charleston Southern	1670	1851	1913	1946	2435	2075	1897	2213	2262	2395
Claffin	1117	1073	1073	1350	1464	1524	1662	1601	1600	1566
Coker	819	798	923	873	915	918	930	904	980	1028
Columbia	1170	1112	1052	1052	987	923	895	867	1121	984
Columbia International	397	477	517	551	573	564	539	496	430	429
Converse	718	659	658	631	567	595	623	622	639	631
Erskine	465	506	495	572	582	577	604	584	594	567
Furman	2512	2620	2629	2640	2650	2855	2682	2707	2615	2350
Limestone	998	1019	1053	1196	1433	1588	1750	1886	2150	2047
Morris	854	881	919	953	1034	988	876	843	815	867
Newberry	676	679	647	671	705	716	742	821	832	900
North Greenville	999	1095	1171	1255	1417	1483	1637	1634	1690	1784
Presbyterian	1039	1064	1112	1139	1152	1144	1144	1138	1162	1128
Southern Wesleyan	1212	1411	1640	1879	1896	1819	1923	1906	1724	1714
Spartanburg Methodist	536	463	515	578	584	693	721	691	749	757
Voorhees	966	759	600	497	683	836	844	602	660	557
Wofford	<u>1064</u>	<u>1084</u>	<u>1072</u>	<u>1097</u>	<u>1069</u>	<u>1145</u>	<u>1146</u>	<u>1158</u>	<u>1228</u>	<u>1306</u>
<b>TOTAL STUDENTS</b>	<b>20645</b>	<b>21559</b>	<b>22159</b>	<b>23347</b>	<b>24809</b>	<b>24954</b>	<b>25197</b>	<b>25014</b>	<b>25413</b>	<b>29277</b>

# APPENDIX I

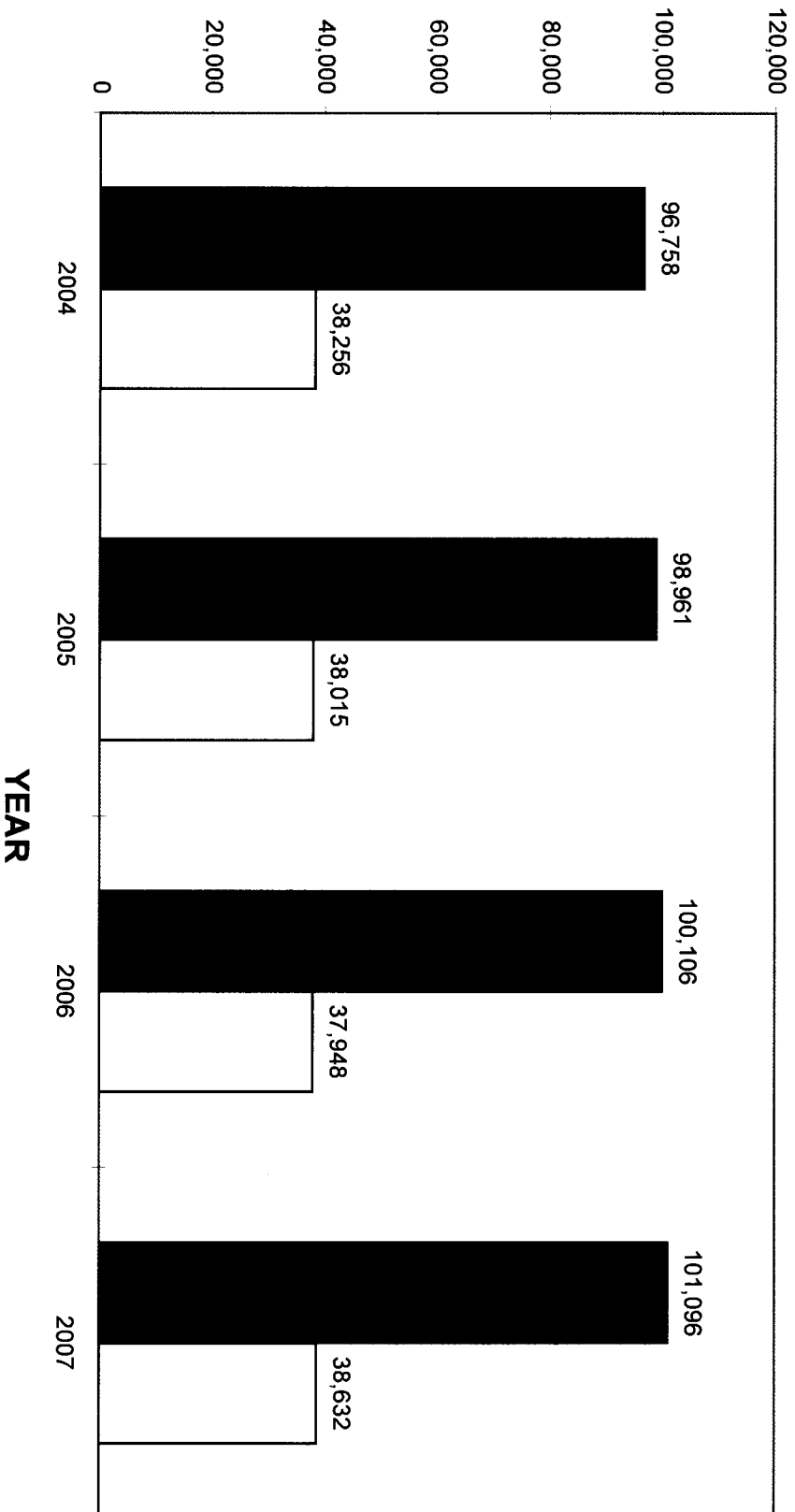
## SOUTH CAROLINA RESIDENT FULL-TIME STUDENTS AT THE TWENTY-ONE COLLEGES PARTICIPATING IN THE SC TUITION GRANTS PROGRAM (FALL OPENING ENROLLMENT)

COLLEGE	<u>1998-99</u>	<u>1999-2000</u>	<u>2000-01</u>	<u>2001-02</u>	<u>2002-03</u>	<u>2003-04</u>	<u>2004-05</u>	<u>2005-06</u>	<u>2006-07</u>	<u>2007-08</u>
Allen	239	320	207	217	286	468	322	387	394	494
Anderson	773	824	877	963	1108	1081	1090	1062	959	1187
Benedict	1977	1981	2246	2182	2184	2025	1886	1758	1618	1516
Bob Jones										1040
Charleston Southern	1243	1372	1479	1538	1986	1688	1486	1725	1881	1925
Claffin	941	919	923	1156	1244	1342	1418	1374	1384	1309
Coker	686	674	816	773	805	818	819	771	856	896
Columbia	1129	1061	997	1001	924	870	829	793	812	883
Columbia International	159	193	219	222	217	184	180	179	155	168
Converse	484	438	456	455	416	424	431	429	423	455
Erskine	357	395	369	448	441	427	403	371	402	413
Furman	817	876	919	818	807	814	786	796	775	707
Limestone	799	814	814	949	1161	1330	1444	1521	1774	1606
Morris	762	782	793	813	1034	838	739	708	709	749
Newberry	556	563	550	574	606	598	599	637	638	703
North Greenville	879	953	975	1026	1112	1145	1275	1251	1311	1335
Presbyterian	575	604	668	660	686	680	667	693	721	718
Southern Wesleyan	1005	1181	1408	1611	1629	1506	1578	1582	1437	1405
Spartanburg	499	421	436	508	526	631	656	637	695	705
Voorhees	574	557	403	285	453	614	632	416	448	382
Wofford	<u>666</u>	<u>705</u>	<u>735</u>	<u>735</u>	<u>698</u>	<u>755</u>	<u>740</u>	<u>741</u>	<u>764</u>	<u>786</u>
<b>TOTAL STUDENTS</b>	<b>15120</b>	<b>15633</b>	<b>16290</b>	<b>16934</b>	<b>18323</b>	<b>18238</b>	<b>17980</b>	<b>17831</b>	<b>18156</b>	<b>19382</b>

# APPENDIX J

## COLLEGE FALL HEADCOUNT ENROLLMENTS

### PUBLIC SENIOR VS. PRIVATE SENIOR INSTITUTIONS



# APPENDIX K

## SOUTH CAROLINA HIGHER EDUCATION TUITION GRANTS COMMISSION

### ORGANIZATIONAL CHART

**SC HIGHER EDUCATION TUITION GRANTS COMMISSION**  
**(Eight college presidents and the Executive Director of CHE)**

**EDWARD M. SHANNON, III**  
**Executive Director**

**EARL L. MAYO, JR.**  
**Deputy Director**

**TONI K. CAVE**  
**Financial Aid Counselor**

**GENA F. MILES**  
**Financial Officer**